




# APPLE APP

## How to delete an Brighton Bank App from your iPad or iPhone.

1. Start your iPhone or iPad and go to the Home screen
2. Find the Brighton Bank App icon you want to delete
3. Press and hold the Brighton Bank icon for a few seconds.
4. The Brighton Bank icon (and all the other icons on the screen) will start to wobble gently, and a small cross will appear in a grey circle by each.





5. Tap the cross on the Brighton Bank App




6. Select delete (Your App is now deleted.)

## Download the Brighton Bank App.



1. Open the App Store.
2. Click on the Search  icon located on the bottom menu.
3. Search for the Brighton Bank App by typing “Brighton Bank” into the search field at the top of the App Store window.
4. Click Search  at the bottom of the screen.



5. Locate the Brighton Bank option with the following icon
6. Once found, click the open  button. (you may need to input in to your iTunes password , or create an account one if you do not have one.)
7. The Brighton Bank App will begin loading.
8. Once completed you will find your new Brighton Bank App on the home screen of your device.